

**GMR INSTITUTE OF TECHNOLOGY
BALANCE SHEET AS AT 31ST MARCH, 2013**

(Amount in Rupees)



Particulars	Note No.	Balance as at	
		As at 31st March, 2013	As at 31st March, 2012
I EQUITY AND LIABILITIES			
1) Corpus Fund			
(a) Corpus fund	1	-	-
(b) Reserves & Surplus	2	4,82,48,374	6,52,13,827
2) Non-current Liabilities			
(a) Long-term borrowings	3	4,77,37,074	1,57,77,688
(b) Other Long-term liabilities	4	1,71,44,962	1,94,46,202
(c) Long Term Provisions	5	1,73,94,537	1,24,94,878
3) Current Liabilities			
(a) Other current liabilities	6	10,74,88,275	5,33,93,971
(b) Short-term provisions	7	4,92,774	1,58,437
(c) GMR Varalakshmi Foundation		3,38,16,391	5,78,42,869
Total		27,23,22,387	22,43,27,872
II ASSETS			
Non-current assets			
1) (a) Fixed assets	8		
(i) Tangible assets		16,01,82,348	16,01,82,597
(ii) Intangible assets		27,84,394	11,45,155
(iii) Capital work-in-progress		42,69,235	84,359
(b) Long-term loans and advances	9	5,48,879	14,75,278
(c) Other non-current assets	10	10,84,075	11,26,642
2) Current assets			
(a) Inventories	11	16,30,812	18,69,479
(b) Cash and Bank balances	12	2,97,08,268	1,15,04,963
(c) Short-term loans and advances	13	-	-
(d) Other Current assets	14	7,21,14,376	4,69,39,399
Total		27,23,22,387	22,43,27,872

The notes form an integral part of these financial statements

As per our Report of even date
For B.V.Rao & Co.,
Chartered Accountants

R.A.S.P. RANNA

M. NO. 22649
FIRM REGN. NO: 003118 S





GMR INSTITUTE OF TECHNOLOGY
STATEMENT OF INCOME & EXPENDITURE FOR THE YEAR ENDED 31ST MARCH, 2013

Particulars	Note No.	GMRIT	
		March 31,2013	March 31,2012
I Revenue from operations (gross)	15	₹ 205,672,864	₹ 169,820,059
II Other Income	16	₹ 12,666,897	₹ 9,741,182
III Total Revenue (I + II)		₹ 218,339,761	₹ 179,561,241
IV Expenses			
Employee benefits expenses	17	₹ 155,074,269	₹ 125,415,201
Finance costs	18	₹ 5,730,740	₹ 2,152,456
Depreciation and amortization expenses		₹ 17,398,179	₹ 16,162,089
Other expenses	19	₹ 57,102,026	₹ 45,205,160
Total Expenses (IV)		₹ 235,305,214	₹ 188,934,906
V Profit before exceptional items and tax (III-IV)		₹ (16,965,453)	₹ (9,373,665)
VI Exceptional Items			
Prior Period Expenses		-	-
Profit/(Loss) for the year - (V-VI)		₹ (16,965,453)	₹ (9,373,665)


The notes form an integral part of these financial statements

As per our Report of even date
For B.V.Rao & Co.,




NOTES TO THE FINANCIAL STATEMENTS

Particulars	GMRIT	
	March 31,2013	March 31,2012
Note 1 - Corpus Fund		
Opening balance	-	-
Add: Additions	-	-
Less: Transfer from Income & Expenditure Account	-	-
Closing Balance	-	-
Note 2 - Reserves & Surplus		
Income over expenditure		
Opening balance	₹65,213,827	₹74,587,492
Add/(Less): Net Income/(Net loss) for the year	₹(16,965,453)	₹(9,373,665)
Closing Balance	₹48,248,374	₹65,213,827
Note 3 - Long Term Borrowings		
Secured		
a)Term loans (Refer note no.20)		
From Banks	₹47,737,074	₹15,777,688
(Secured by First charge by way of Equitable Mortgage of Land with all super structures and all other movable and Immovable Fixed Assets of all the Educational and Health care Institutions)		
Sub Total	₹47,737,074	₹15,777,688
Unsecured		
b) Other Loans		
Dhurvi Securities P Ltd	-	-
Sub Total	-	-
Grand Total Note - 3	₹47,737,074	₹15,777,688
Note 4 - Other Long Term Liabilities		
Caution Deposit	₹15,778,000	₹17,456,702
Books Deposit	₹271,875	₹1,989,500
Capital Grants	₹1,095,087	-
Security Deposit received from vendors	-	-
Total	₹17,144,962	₹19,446,202
Note 5 - Long Term Provisions		
Provisions for Employee Benefits	₹17,394,537	₹12,494,878
Total	₹17,394,537	₹12,494,878
Note 6 - Other Current Liabilities		
(a) Interest accrued and due on borrowings	-	₹131,920
(b) Statutory dues	₹2,013,930	₹1,553,021
(c) Grants	₹1,287,993	₹2,998,370
(d) Other Creditors (Refer note no.21.(II))	₹7,714,401	₹1,907,848
(e) Security Deposit received from vendors (Refer note no.21.(II))	₹2,355,041	₹1,396,797
(f) Repayment of secured loans with in one year	₹10,446,429	-
(g) Other payables	₹11,500,000*	₹1,075,425
(h) Advances/Deposits received from students	₹72,170,481	₹44,330,590
Total	₹107,488,275	₹53,393,971




NOTES TO THE FINANCIAL STATEMENTS

	GMRIT	
Note 7 - Short Term Provisions		
(a) Outstanding Expenses	₹115,120	₹70,334
(b) Bonus Payable	-	-
(c) LTA	-	-
(d) Medical Relumbursement	-	-
(e) Medical Insurance	-	-
(c) Salaries Payable	₹377,654	₹88,103
Total	₹492,774	₹158,437
Note 9 - Long Term Loans and Advances		
Advance for Capital Goods	-	-
Mobilisation Advance	₹548,879	₹1,475,278
Education Loans	-	-
Loans to Others	-	-
Total	₹548,879	₹1,475,278
Note 10 - Other Non Current Assets		
Interest accrued on Deposits	₹978,303	₹678,796
Advance for Expenses (Refer note no.21 (II))	₹-	₹6,739
Deposits with Govt.	₹96,772	₹432,107
Deposits with others	₹9,000	₹9,000
Loans & Advances (Refer note no.21 (II))	₹-	₹-
Total	₹1,084,075	₹1,126,642
Note 11 - Inventories		
(a) Stores and spares	₹1,630,812	₹1,869,479
Total	₹1,630,812	₹1,869,479
Note 13 - Short Term Loans and Advances		
Advance for Expenses	₹-	₹-
Total	₹-	₹-
Note 12 - Cash and Bank balances		
(I) Cash and cash equivalents		
(a) Balances with banks in current & savings Bank	₹4,073,705	₹2,180,123
(b) Balances with banks in FDR's (Refer note no.21 (I))	₹25,386,374	₹9,280,424
(c) Cash on hand	₹248,189	₹44,416
Sub Total	₹29,708,268	₹11,504,963
Note 14 - Other Current Assets		
(a) Loans & Advances (Refer note no.21 (II))	₹315,137	₹278,601
(b) Advance for Expenses (Refer note no.21 (II))	₹356,626	₹2,505,492
(c) Receivables	₹68,662,047	₹41,773,528
(d) Prepaid Expenses	₹2,780,566	₹2,381,778
Total	₹72,114,376	₹46,939,399
Note 15 - Revenue from Operations (Gross)		
(a) Sale of services		
(I) College Fee collections	₹205,672,864	₹169,820,059
(II) Hostel Fee collections	-	-
(III) Hospital Income	-	-
Total	₹205,672,864	₹169,820,059





NOTES TO THE FINANCIAL STATEMENTS

	GMRIT	
Note 16 - Other Income		
(i) Interest Income	₹3,646,260	₹3,355,682
(ii) Net surplus on disposal of assets	₹(138,181)	₹8,646
(iii) Other non-operating Income	₹9,158,818	₹6,376,854
Total	₹12,666,897	₹9,741,182
Note 17 - Employee benefits expenses		
Salaries, Wages, Bonus etc.,	₹144,706,532	₹109,447,764
Contributions to provident and other funds	₹8,105,734	₹14,096,188
Staff welfare expenses	₹2,262,003	₹1,871,249
Total	₹155,074,269	₹125,415,201
Note 18 - Finance costs		
Interest Expenses	₹5,730,740	₹2,152,456
Total	₹5,730,740	₹2,152,456
Note 19 - Other Expenses		
Student Welfare Expenses	₹9,935,880	₹3,645,594
Payments to Universities	₹2,879,255	₹3,101,700
Communication Expenses	₹2,403,392	₹2,415,831
Travelling & Conveyance	₹981,217	₹865,735
Suvidha & Crematorium Maintenance	₹-	₹-
Other Administrative Expenses	₹5,786,943	₹4,312,762
Insurance Charges	₹251,748	₹287,128
Professional Fee & Expenses	₹241,797	₹256,488
Repairs and maintenance others	₹22,053,069	₹18,680,414
Hospital Maintenance	₹-	₹-
Rates & Taxes	₹401,466	₹316,743
Advertisement charges	₹497,374	₹994,559
Printing & Stationery	₹1,420,419	₹1,007,621
Security Charges	₹3,318,280	₹2,734,426
Training & Placement Expenses	₹2,474,686	₹2,368,737
Electrical Charges	₹4,456,500	₹4,217,422
Hostel Maintenance	₹-	₹-
Donations & Charities	₹-	₹-
Abandonment of Loss on Business School		
Total	₹57,102,026	₹45,205,160
19.1 Details of payments to auditors (Included in Legal and Professional charges)		
(a) Audit fees		
(b) for management services		
(c) for other services		
(d) for reimbursement of expenses		
Total		



Note 8 - Fixed Assets - GMIRT

Particulars	Gross Block				Depreciation/Amortisation				Net Block	
	Balance as at 1st April, 2012	Additions	Disposals	Balance as at 31st March, 2013	Upto 1st April, 2012	For the year	Disposals	Upto 31st March, 2013	Balance as at 31st March, 2013	Balance as at 31st March, 2012
(i) Tangible Assets										
Freehold Land	156,907,353	389,711		157,297,064	37,868,806	4,959,914		42,828,720	94,468,324	99,038,527
Buildings-On Free Hold Land	91,817,355	4,787,679	1,147,965	95,457,069	60,893,916	4,700,901	424,319	65,170,498	30,286,571	30,923,439
Buildings- On Lease Hold Land	11,056,465	1,882,380	17,350	12,951,495	5,712,110	1,908,705		6,620,815	6,310,680	5,344,355
Lab Equipment	10,527,446	1,592,878	17,264	12,503,060	3,302,392	1,337,241		4,639,633	7,863,427	7,625,054
Electrical Equipment	12,095,721	7,725,585	1,682,705	18,138,600	1,922,006	1,729,545		3,701,551	14,437,049	10,173,715
Computer Equipment	26,033,192	2,140,440		28,173,632	19,346,729	2,309,418		21,647,147	16,526,485	6,586,463
Furniture and Fixtures	486,664	746,414	127	1,232,951	486,660	746,280		1,232,940	11	4
Library Books	1,347,468			1,347,468	956,428	101,239		1,057,667	289,801	391,040
Vehicles	290,671,644	19,265,087	2,855,412	307,081,319	130,489,047	16,834,243	424,319	146,898,971	160,182,348	160,182,597
(ii) Intangible Assets										
Computer Software	4,496,923	2,203,175		6,700,098	3,351,768	563,936		3,915,704	2,784,394	1,145,155
Total	4,496,923	2,203,175		6,700,098	3,351,768	563,936		3,915,704	2,784,394	1,145,155
(iii) Capital work in Progress										
Capital work in Progress	84,359	2,449,010	3,264,134	4,269,235					4,269,235	84,359
Total	84,359	2,449,010	3,264,134	4,269,235					4,269,235	84,359
Grand Total	295,252,926	28,917,272	6,119,546	318,050,652	133,840,815	17,398,179	424,319	150,814,675	167,235,977	161,412,111



GMR INSTITUTE OF TECHNOLOGY
GROUPINGS FORMING PART OF BALANCE SHEET

Particulars	GMRIT	
	March 31, 2013	March 31, 2012
CORPUS FUND		
ADD: ADDITIONS		
Less: Transfer from Income & Expenditure Account		
Total		
RESERVES & SURPLUS		
INCOME OVER EXPENDITURE		
Up to 31-03-2012	₹ 65,213,827	₹ 74,687,492
Add: For the Year 2012-13	₹ (10,965,453)	₹ (8,373,665)
Total	₹ 48,248,374	₹ 65,213,827
SECURED LOANS		
ANDHRA BANK TERM LOAN	₹ 47,737,074	₹ 15,777,688
Total	₹ 47,737,074	₹ 15,777,688
UNSECURED LOANS		
Dhurvi Securities P Ltd		
Total		
Grand Total Note 3	₹ 47,737,074	₹ 15,777,688
Note 4 - Other Long Term Liabilities		
Caution Deposit	₹ 15,778,000	₹ 17,456,702
Books Deposit	₹ 271,875	₹ 1,989,500
Capital Grants	₹ (1,095,087)	
Security Deposit received from vendors		
Total	₹ 17,144,962	₹ 19,446,202
LONG TERM PROVISIONS		
PROVISIONS FOR EMPLOYEE BENEFITS:-		
LEAVE ENCASHMENT	₹ 6,705,477	₹ 2,401,573
GRATUITY FUND	₹ 10,689,050	₹ 10,093,305
TOTAL	₹ 17,394,537	₹ 12,494,878
Interest accrued and due on borrowings		
Interest accrued and due on borrowings		₹ 131,920
TOTAL		₹ 131,920
STATUTORY DUES		
PROFESSION TAX	₹ 45,100	
WORKS TAX	₹ 68,071	₹ 1,692
TDS PAYABLE	₹ 1,016,372	₹ 999,739
ESI PAYABLE	₹ 184,182	₹ 74,279
SERVICE TAX	₹ 136,674	
OUTPUT VAT		
LIC PREMIUM PAYABLE	₹ 261,723	
PROVIDENT FUND PAYABLE	₹ 303,808	₹ 427,311
Total	₹ 2,013,930	₹ 1,553,021
GRANTS		
UGC X PLAN CAPITAL GRANTS		
UGC NET WORK RESOURCE GRANT (CAPITAL)	₹ 1,287,993	₹ 2,998,370
Total	₹ 1,287,993	₹ 2,998,370
OTHER CREDITORS I-		
SRI G.C.S.R.M.E.I.STAFF CO-OP CREDIT SOCIETY LTD	₹ 996,552	₹ 344,539
GMR PROJECTS P LTD		
GMR AIRPORT LTD	₹ 45,505	
K.RAMESH	₹ 11,832	
SRI ANHAPURNA ELECTRICAL WORKS		
VARALAKSHMI HALLIKARJUNA RAO CHARITABLE TRUST		
HOTEL HAMPJI INTERNATIONAL PVT LTD		
AUTOMOTIVE MANUFACTURERS		
SITA SURGICALS		
NAYYA CONSTRUCTIONS	₹ 1,885,465	
PANACEA AGENCIES		
NATIONAL SERVICE SCHEME	₹ 131,000	₹ 131,000
VISAKHA PHARMACEUTICALS		
BALAJI MEDICAL AGENCIES		
S.K.PHARMACEUTICALS		
PEENUGONDA KAMARAJU		
PARAMOUNT MEDICAL		
SRI RAMA KRISHNA MEDICAL		
EMPOWER TRUST		
VIJAYA ENTERPRISES		
AUROBINDO DRUGS		
DEVDEY DRUG CENTER		
RAMA KRISHNA MEDICAL		
SRI KRISHNA AGENCIES		
SRINIVASA MEDICAL AGENCIES		
VARALAKSHMI PHARMACY		
LAXMI MEDICAL AGENCIES		
STALE CHEQUES		
CLASS ROOM BENCHES (GRN)		
SRI ANHULYA MEDICAL AGENCIES		
SRI VASAVI MEDICAL AGENCIES		
SRI KRISHNA MEDICAL		
KAMADHENU AGENCIES		
E-SEVA KENDRA		
CURE ORTHO SYSTEM		
SRI LAKSHMI PRASARNA		
NIPUN NET SOLUTIONS		
B.V. RAO & CO, VSP		
SRI VENKATESWARA INDUSTRIES		
Golbsons Enterprises		
ADITY CONSULTING ENGINEERS & CONTRACTORS		
B V Rao & Co		
SADANANDHA DWARACA SANGHA		
ONE TIME VENDOR	₹ 223	
TIRUMALA CONSTRUCTION		
SAI RAM CONSTRUCTIONS		
GHRV STAFF RECREATION		
JAIN ELECTRICALS	₹ 8,791	
KALPANA GARDENS	₹ 343	
BOOKIONICS	₹ 202,870	
GLORIOUS ENGINEERS	₹ 172,655	
	₹ 625	
		₹ 529,725




**GMR INSTITUTE OF TECHNOLOGY
GROUPINGS FORMING PART OF BALANCE SHEET**

Particulars	GMRIT	
	March 31, 2013	March 31, 2012
SRI SAI FUEL STATION		
VIKHRANT SECURITY SERVICES		
VARUN ENGINEERING		
NAIDU LIGHTINGS		
PIYUSH ENTERPRISES		
HAPIER HEALTHCARE SOLUTIONS		
USHODAYA PUBLICATIONS		
JAGATI PUBLICATIONS		
PHOENIX MEDICAL SYSTEMS		
PRADEEP VUNDAVALLI		
G.PRASAD		
KALYANA CHAKRAVARTHI		
SIRI VENNELA OFFSET PRINTERS		
ALLIED ALUMINIUMS		
LEAD CONSULTANCY & ENGG		
NAVA DURGA MINI TRANSPORT		
SS TRAVELS	1,660	
PROFESSIONAL COURIERS	1,355	
SRI SAI SUDHA TRAVELS	1,669	
SRI M TRADE CENTER	1,701	
SANDEEP ENTERPRISES	12,256	
KRISHNA HARDWARE CENTRE	7,660	
L.DALI NAIDU (CONTRACTOR)	7,813	
SRI SUNIL ENTERPRISES	13,212	
SRA IMPEX		
ROHITA ENTERPRISES		
UNITED AGENCIES		810,828
SRI SEETHARAMA CONST	4,520	
UNITED HARDWARE CORPORATION	5,476	
ASHOK ELECTRONIC DEVELOPMENT	6,000	
SREE TIRUMALA FURNITURE	6,851	
SRI SATYA SAI PRINTERS	7,236	
CHANDRA ELECTRICALS	7,256	
L.B.R.TRAVELS	7,443	
SURESH SURGICALS	7,800	
DOLPHIN AUTOMOBILES	9,000	
BEELA PADMAVATHI	10,500	
ACTIVE SPORTS	14,400	
G.CHANDRA MOHAN REDDY	15,456	
MEGA TECH POWER SYSTEM	17,074	
B.V. RAO & CO, VSP	18,275	
SIEMENS ENTERPRISES	19,502	
WATERLIFE TECHNOLOGY	18,378	
GMR CARE HOSPITAL	18,540	
NAVADURGA CABLE NETWORK	20,550	
SIRI VENNELA OFFSET PRINTERS	23,871	
S.SWARNAJATHA	29,091	
VIVA HIPUN NET SERVICES	30,800	
CLUSTER INFOTECH PVT	34,109	
BUILD CARE TECHNOLOGIES	34,755	
MEGA TECH POWER SYSTEM	35,012	
PADMA ENTERPRISES	38,000	
SAYYAD BABU	40,453	
MAGNUS SALES CORPORATION	42,801	
MACRICH IT SOLUTIONS	45,573	
S.SRINIVASA RAO	55,411	
ATANDRA ENERGY PRIVATE LTD	49,516	
SAI INSTRUMENTS	58,568	
SRI SAI FUEL STATION	58,893	
MULTI TECH SYSTEMS	59,400	
MICROCARE COMPUTERS	61,225	
ARISETTI PARVATHI	62,341	
K. NARASINGA RAO	62,341	
S. SANYASI RAO	62,341	
R. APPALA RAJU	63,445	
JYOTHI CHC AUTOMATION	65,405	
VIKHRANT SECURITY SERVICES	69,164	
B. TRINADHA RAO	71,804	
H&H ASSOCIATES	37,100	
S.R.COMMUNICATIONS	83,694	
SREE SATYA REFRIGERATION	85,798	
ASIAN TRADING CORPORATION	11,250	
VIZAG AUDIO VISUALS	109,348	
PERKNELMER INDIA PVT LTD	16,600	
S.V.AIRCONDITIONING	122,061	
PIYUSH ENTERPRISES	123,506	
S.R.CREATIONS	153,641	
A.R.STORES	87,713	
SCIENTECH TECHNOLOGIES	184,625	
BAR CODE INDIA PVT LTD	168,780	
PENTAGON SYSTEMS	1,759,728	
BROADCAST ENGINEERING	134,643	
AKADEMY OF DESIGN		
RAVA SECURITY SERVICES		
CLUSTER INFOTECH PVT		
SUPRAJA ADS		
FIREPRO SYSTEMS		
GMRV CARE HOSPITAL		113,179
G.CHANDRA MOHAN REDDY		4,000
SD DIGITAL		
JAYA KRISHNA STEELS		
ATMAKURI SRINIVASA RAO		
CH.JAGAN		
DELL INDIA PVT.LTD.		
KALPANA GARDENS		
VISAKHA ENTERPRISES		

113,179
4,000

74,000
1577



GMR INSTITUTE OF TECHNOLOGY
GROUPINGS FORMING PART OF BALANCE SHEET

	Particulars	GMRIT	
		March 31, 2013	March 31, 2012
	PEARSON EDUCATIONAL SERVICES P LTD		
	RAXA SECURITY SERVICES		
	Total	₹ 7,714,401	₹ 1,907,848
	CREDITORS FOR SECURITY DEPOSIT:-		
	ANNAPURNA ELECTRICAL WORKS		
	SREE SEETHARAMA CONSTRUCTIONS	₹ 593,045	₹ 593,045
	GI SECURITY OF INDIA PVT. LTD.		
	RAXA SECURITY SERVICES		
	GLADIATOR INVESTIGATIONS	₹ 41,923	
	BUILD CARE TECHNOLOGIES	₹ 3,953	
	RAJENDRA SHAU		
	SS ASSOCIATES		
	SPECIALITY INTERIORS		
	R.D.PLAST P LTD		
	ETCETRA INTERIORS	₹ 54,886	
	S.PRAVEEN KUMAR	₹ 6,164	
	G.MADHUSUDHANA RAO	₹ 11,871	
	MATTA ANIL KUMAR	₹ 36,656	
	H. RAMA CHANDRA	₹ 39,875	
	N.VENKATA PRASAD	₹ 66,000	
	G.BABU RAO	₹ 122,229	
	THE OXYGEN EQUIPMENT		
	FIREPRO SYSTEMS		
	ODD JOBS		
	ALLIED ALUMINIUM		
	VENKATA SAI GRANITIES		
	BLUE STAR		
	SRI SEETHARAMA CONSTRUCTIONS		
	MICRON ELECTRICALS		
	IND POWER		
	SUNSHADE SKYLIGHTS		
	JAIN IRRIGATION SYSTEM		
	GANESH TANKALA		
	SEW INFRASTRUCTURE LTD		
	BUMA FURNITURE & INTERIORS		
	NAVYA CONSTRUCTIONS	₹ 104,516	
	SRIKAR & ASSOCIATES		
	TIRUMALA CONSTRUCTIONS		
	APPOLO FURNISYS (P) LTD		
	RAMADEVI CONSTRUCTION COMPANY		
	AGHICE FIRE PROTECTION LTD		
	STAFF JOINT A/C DEPOSIT AMOUNT	₹ 514,487	₹ 14,027
	SAIRAM CONSTRUCTION		
	LAPTOP DEPOSIT	₹ 640,556	₹ 205,104
	Integral Constructions		
	SRI VASAVI CONSTRUCTIONS		
	TIRUMALA CONSTRUCTIONS	₹ 24,486	₹ 84,421
	SAI RAM CONSTRUCTION		₹ 62,363
	SHUKTI HET DOORS LTD		
	RAMANA MALLIPEDDI		
	SAI RAM CONSTRUCTION - EMD		₹ 259,000
	PRASANTH KUMARA	₹ 8,141	₹ 8,141
	AHUPAHAP		₹ 45,000
	RAMBABU H		₹ 37,893
	SATISH CHERUKUR	₹ 36,000	₹ 36,000
	RUSHI BALLA	₹ 14,000	₹ 14,000
	BORRA SANTOSH KUMAR	₹ 12,834	₹ 12,834
	VSV PEST CONTROL		₹ 950
	GAYATRI ELECTRICALS		₹ 600
	SURESH VARADA		
	GMR PROJECTS P LTD		
	SRI ANAND KALKI RE WINDING		
	ANDHRA BANK RENT DEPOSIT		
	K. RAMESH	₹ 23,419	₹ 23,419
	TOTAL	₹ 2,355,041	₹ 1,396,797
	Repayment of secured loans with in one year		
	ANDHRA BANK TERM LOAN	₹ 10,446,429	
	TOTAL	₹ 10,446,429	
	Other payables		
	Upfront fee payable to Andhra Bank		₹ 1,075,425
	Loan against FDR's	₹ 11,500,000	
	TOTAL	₹ 11,500,000	₹ 1,075,425
	ADVANCES/DEPOSITS FROM STUDENTS:-		
	CATERING DEPOSIT		
	CAUTION DEPOSIT	₹ 8,875,488	₹ 6,073,000
	ESTABLISHMENT CHARGES (ADVANCE)		
	DEFERRED REVENUE	₹ 48,283,633	₹ 33,357,482
	BOOKS DEPOSIT	₹ 822,500	₹ 211,000
	JNTU INFRASTRUCTURE FEE	₹ 3,462,000	₹ 3,914,000
	EXAMINATION FEE	₹ 3,424,450	₹ 1,495,345
	ALUMNI ASSO FEE	₹ 656,619	₹ 487,839
	FEE REFUNDS TO STUDENTS	₹ 3,787,317	
	SCHOLARSHIPS	₹ 2,858,474	₹ 791,924
	TOTAL	₹ 72,170,481	₹ 44,330,590
	SHORT TERM PROVISIONS		
	OUTSTANDING EXPENSES	₹ 115,120	₹ 70,334
	BONUS PAYABLE		
	MEDICAL INSURANCE PREMIUM		
	MEDICAL RETUMBURSEMENT		
	LTA		
	SALARIES PAYABLE	₹ 377,654	₹ 188,103
	TOTAL	₹ 492,774	₹ 158,437
	A) ADVANCES FOR CAPITAL GOODS		
	GMR PROJECTS P LTD		
	DELL INDIA PVT. LTD.		
	GMR CHINMAYA VIDHILAYA		




GMR INSTITUTE OF TECHNOLOGY
GROUPINGS FORMING PART OF BALANCE SHEET

Particulars	GMRIT	
	March 31, 2013	March 31, 2012
ION EXCHANGE (INDIA)		
SRINIVASA MURTHY		
SRI GCSRMEI STAFF CO OP STORES		
SRI VINAYAKA AGENCIES		
Total (A)		
B) MOBILISATION ADVANCE		
SAI RAM CONSTRUCTIONS		₹ 396,466
GMR Projects (P) Ltd		
Integral Constructions		
NAVYA CONSTRUCTIONS	₹ 548,879	₹ 1,078,812
Total (B)	₹ 548,879	₹ 1,475,278
Total (A+B)	₹ 548,879	₹ 1,475,278
INTEREST ACRUED ON DEPOSITS:-		
ANDHRA BANK	₹ 978,149	₹ 533,774
ELECTRICITY DEPOSIT		
CENTRAL BANK		
OTHERS		
KARUR VYSYA BANK	₹ 154	₹ 144,918
STATE BANK OF INDIA		₹ 104
ING-VYSYA BANK		
Total	₹ 978,303	₹ 678,796
ADVANCE FOR EXPENSES		
GMRVDV SCHOOL		
GMR CHINMAYA SCHOOL, HYDERABAD		
SML DAY PUBLIC SCHOOL		
MALLIKARJUNA WEAVERS CO-OPERATIVE SOCIETY		
TECHRO AQUA TECH P LTD		
KALPANA GARDEN		
VIKHRANT SECURITY SERVICES		
ASSOCIATED POWER CONTROLS		
ACB SOLUTIONS		
RAXA SECURITY SERVICES		₹ 6,739
GMRV STAFF RECREATION		₹ 6,739
Total		₹ 13,478
DEPOSITS WITH GOVERNMENT:-		
APSEB DEPOSIT		
TELEPHONE DEPOSIT	₹ 9,500	₹ 11,000
INTERNET DEPOSIT	₹ 20,000	₹ 20,000
HRWSSB		
GAS DEPOSIT		
CELL PHONE DEPOSIT		
VAT DEPOSIT		
INCOME TAX REFUNDABLE (TDS)	₹ 67,272	₹ 403,107
Total	₹ 96,772	₹ 434,107
DEPOSITS WITH OTHERS:-		
INOX AIR PRODUCTS	₹ 9,000	₹ 9,000
RENT DEPOSIT		
Total	₹ 9,000	₹ 9,000
LOANS & ADVANCES		
EDUCATIONAL LOANS		
LOANS TO OTHERS		
Total		
INVENTORIES		
STORES & SPARE	₹ 140,817	₹ 23,650
INVENTORIES-MEDICINES		
SCHEME BOOKS (LIBRARY)	₹ 828,543	₹ 1,071,003
STUDENTS UNIFORM	₹ 653,652	₹ 174,826
Total	₹ 1,623,012	₹ 1,269,479
BALANCES IN C/A WITH SCHEDULED BANKS		
ANDHRA BANK, Rajam - C/A No. 734		
THE VYSYA BANK LTD., Rajam - C/A No. 958 (341011001037)		
ANDHRA BANK, Rajam C/A No. 749		
THE VYSYA BANK LTD., SB A/C - 341010069328		
ANDHRA BANK - SB A/C - 046610100052754		
STATE BANK OF INDIA, Rajam C/A No. 5226		
ANDHRA BANK, Rajam SB/A No. 5125		
ANDHRA BANK, Rajam SB/A No. 5143		
ANDHRA BANK, Rajam SB/A No. 5134		
ANDHRA BANK, Rajam C/A No. 50000047		
STATE BANK OF INDIA, Rajam C/A No. 8253		
STATE BANK OF INDIA, Rajam C/A No. 156	₹ 2,266,799	₹ 217,149
STATE BANK OF INDIA, 01000005206		
ING VYSYA BANK LTD, Bangalore, C/A No. 115011003782		
ING VYSYA BANK LTD, Hyderabad SB A/C. No. 777010009686		
ING VYSYA BANK LTD, Hyderabad SB A/C. No. 777010020937		
ING-VYSYA BANK - 341011002548		
ANDHRA BANK - SCHOLARSHIPS C/A 896	₹ 107,111	₹ 91,467
ANDHRA BANK-0168	₹ 155,083	₹ 193,421
ANDHRA BANK - PG COURSES-897	₹ 66,230	₹ 66,303
Andhra Bank - 4409		
STATE BANK OF INDIA, Rajam C/A No. 4465		
STATE BANK OF INDIA, Rajam C/A No. 3518		
ANDHRA BANK, RAJAM SB A/C No. 4418	₹ 754,142	₹ 211,027
ANDHRA BANK, RAJAM SB A/C No. 4436		
ANDHRA BANK, RAJAM SB A/C No. 4445		
ING-VYSYA BANK, RAJAM SB A/C No. 9310		
ANDHRA BANK, GMRNAGAR BR. SB A/C. NO. 6658		
ANDHRA BANK, GMRNAGAR BR. SB A/C. NO. 6676		
ANDHRA BANK, GMRNAGAR BR. SB A/C. NO. 6685		
ANDHRA BANK, GMRNAGAR BR. SB A/C. NO. 6694		
ANDHRA BANK, GMRNAGAR BR. SB A/C. NO. 6667	₹ 131,114	₹ 218,378
ANDHRA BANK, GMRNAGAR BR. SB A/C. NO. 6649	₹ 565,338	₹ 354,537
ANDHRA BANK, GMRNAGAR BR. SB A/C. NO. 0007	₹ 15,590	
SB-ING VYSYA-0757-In		




**GMR INSTITUTE OF TECHNOLOGY
GROUPINGS FORMING PART OF BALANCE SHEET**

Particulars	GMRIT	
	March 31, 2013	March 31, 2012
HDFC BANK, RAJAH SB A/C. NO.9043	₹ 42,720	₹ 54,199
ICICI, SRIKAKULAM SB A/C NO.0074	₹ 55,389	
ANDHRA BANK, GMRNAGAR BR. SB A/C. NO. 6755		
ANDHRA BANK, GMRNAGAR BR. SB A/C. NO. 6700		
ANDHRA BANK, GMRNAGAR BR. SB A/C. NO. 6055		
ANDHRA BANK, RAJAH SB A/C No.4427	₹ 13,189	₹ 2,842
Total	₹ 4,073,705	₹ 2,180,123
BALANCES IN FDR's WITH SCHEDULED BANKS:-		
ANDHRA BANK	₹ 25,343,179	₹ 6,740,000
ING-VYSYA BANK		₹ 2,500,000
STATE BANK OF INDIA	₹ 43,195	₹ 40,424
CENTRAL BANK		
Total	₹ 25,386,374	₹ 9,280,424
Cash on hand		
Cash on hand	₹ 248,189	₹ 44,418
Total	₹ 248,189	₹ 44,418
Note 13 - Short Term Loans and Advances		
NIRED		
Total		



GMR INSTITUTE OF TECHNOLOGY
GROUPINGS FORMING PART OF BALANCE SHEET

	Particulars	GMRIIT	
		March 31, 2013	March 31, 2012
Note 13	LOANS & ADVANCES		
	SALARY ADVANCES	315,137	278,601
	ADVANCES TO EMPLOYEES FOR EXPENSES		
	EDUCATIONAL LOANS		
	LOANS TO EMPLOYEES		
	Total	315,137	278,601
Note 14	ADVANCE FOR EXPENSES		
	GLADIATOR INVESTIGATIONS		15,000
	KALPANA GARDEN & MAINTENANCE		
	GCSRMEI STORES		
	SAL INSTRUMENTS		
	AMR VISION		
	GMR ENERGY LTD	103,188	
	GMR INFRASTRUCTURE LTD		
	GMR HYDERABAD INTERNATIONAL LTD		
	SRIJIVASA HURTHIY		
	SIEMENS LTD		
	TATA CONSULTANCY SERVICES	86,045	
	ALLIED ALUMINIUM	5,712	
	ELICO LIMITED		
	SURYA ENTERPRISES		
	ITTA INSTRUMENTS & SYSTEMS		
	BAR CODE INDIA PVT LTD		
PERKHELMER INDIA PVT.LTD			
SRI GCSRMEI STAFF CO OP STORES			
KAKINADA SEZ PVT LTD			
ONE TIME VENDOR			
VIKIRANT SECURITY SERVICES	60,000		
DATA TECH INDIA	12,250		
ADEEP TECHNOLOGIES	13,764		
SOUTHERN AGENCIES	667		
GENEE SOLUTIONS INDIA		1,482,000	
THE INDIA CEMENTS LTD		24,150	
RAMESH KHATAU VOLJES		40,000	
VOLKSOFT TECH	40,000		
HYDRAULIC & ENGINEERS		70,404	
JAYAKRISHNA STEELS		873,938	
GMR KAMALANGA ENERGY			
NIRED			
	Total	356,626	2,505,492
Note 14	RECEIVABLES		
	FEE	68,598,859	41,748,528
	RECEIVABLES RENT		
	AMOUNT RECEIVABLE (FROM PATIENTS)		
	SUNDRY DEBTORS FOR HOSPITAL CUSTOMERS		
	GRANTS RECEIVABLE (GROUP COMPANIES)		
GRANTS - STIP PROGRAMME	63,188	25,000	
	Total	68,662,047	41,773,528
Note 14	PREPAID EXPENSES:-		
	PREPAID AMC CHARGES	57,456.00	63,292
	PREPAID AFFILIATION FEE		
	PREPAID INTERNET EXPENSES	320,307.00	289,922
	PREPAID OTHERS	150,102.00	1,033,572
	PREPAID INSURANCE	1,252,701.00	954,992
	Total	2,780,566	2,381,778
	Capital Works in Progress		
	GMRV DAV SCHOOL BUILDING-NEW		
	SCHULICH BUSUNESS SCHOOL-CORPORATE		
	Boys Hostel-V		
	Guest House		
	DAY CANTEEN	4,136,969	
	STUDENTS PROJECTS	75,267	
	RENOVATION OF BLOCK-VI	67,000	
	BLOOD BANK		6,729
	85' road main gate lighting		37,085
Basket ball court lighting		41,565	
Football court lighting			
	Total	4,269,236	84,359




GROUPINGS FORMING PART OF INCOME & EXPENDITURE

	Particulars	GMRIT	
		March 31, 2013	March 31, 2012
Note 15	FEE COLLECTIONS:		
	Tuition Fee	₹ 205,672,864	₹ 169,820,059
	Hostel Fee		
	Total	₹ 205,672,864	₹ 169,820,059
Note 15	Hospital Income		
	Bed Charges		
	Outpatient consultation		
	Non Invasive Charges		
	Lab Income		
	Radiology Income		
	Pharma Sales		
	Health Checkup		
	Ambulance Income		
	Hospital Income-Others		
	Critical Care		
	Bed Side Procedures		
	Other Procedures		
	General Surgeries		
	Total		
	Grand Total - Note 15	205,672,864	169,820,059
Note 16	OTHER INCOME:		
	Horticulture Income		₹ 6,000
	Penalties	₹ 780,123	₹ 555,752
	Books Rent	₹ 260,000	₹ 472,250
	Gym Fee	₹ 63,300	₹ 62,700
	Lease Rent		
	Miscellaneous Income	₹ 3,122,358	₹ 1,415,352
	Extra Seats		
	Bus Fee	₹ 4,813,037	₹ 3,792,200
	Revenue Grant		
	Staff Quarter Rent		
	Sale of Application	₹ 120,000	₹ 62,600
	Donation Received		
	Interest received on other deposits		
	Employee notice period recovered		
	Total	₹ 9,158,818	₹ 6,376,854
Note 10	Interest on Deposits with Banks		
	Interest on Deposits with Banks	₹ 3,646,260	₹ 3,355,682
	Total	₹ 3,646,260	₹ 3,355,682
Note 16	Net Surplus on disposal of assets		
	Profit on sale of assets	₹ (138,181)	₹ 8,646
	Total	₹ (138,181)	₹ 8,646
	Grand Total - Note 16	₹ 12,666,897	₹ 9,741,182
Note 17	SALARIES, Wages, Bonus etc.,		
	Salaries	₹ 144,115,828	₹ 108,951,298
	Exgratia		
	Medical Reimbursement	₹ 310,121	₹ 246,549
	Leave Travel Allowance	₹ 280,583	₹ 249,917
	Total	₹ 144,706,532	₹ 109,447,764
Note 17	Contributions to provident and other funds		
	Employers Contribution to PF	₹ 3,847,985	₹ 3,259,642
	ESI	₹ 833,163	₹ 649,695
	Gratuity	₹ 330,963	₹ 7,013,719
	EDLI	₹ 136,841	₹ 117,971
	Personal Accident Premium		
	Group Mediclaim & Term Insurance	₹ 2,956,782	₹ 3,055,291
	Total	₹ 6,105,734	₹ 14,096,188
Note 17	Staff Welfare Expenses		
	Staff Welfare	₹ 2,202,003	₹ 1,880,749
	Relocation Expenses		₹ 10,500
	Total	₹ 2,262,003	₹ 1,871,249
	Grand Total - Note 17	₹ 155,074,269	₹ 125,415,201
Note 18	INTEREST ON TERM LOANS		
	Interest on unsecured loan		
	Interest on Term Loans	₹ 5,730,740	₹ 2,152,456
	Total	₹ 5,730,740	₹ 2,152,456
	Grand Total - Note 18	₹ 5,730,740	₹ 2,152,456
Note 19	STUDENTS WELFARE EXPENSES		
	Students Welfare Expenses	₹ 122,810	₹ 513,593
	Merit Scholarship	₹ 6,618,000	₹ 138,585
	Games & Sports	₹ 371,940	₹ 197,439
	Guest Lecture Charges	₹ 321,860	₹ 133,913
	Conference & Workshops	₹ 106,323	₹ 15,452
	Industrial Tour Expenses	₹ 28,704	₹ 92,816
	College Day Expenses	₹ 471,483	₹ 1,397,141
	Parents Meeting Expenses	₹ 142,225	₹ 288,704
	NCC Expenditure		
	Placement Expenses		
	Journals & Periodicals	₹ 1,482,535	₹ 869,951
	Total	₹ 9,935,880	₹ 3,645,594
Note 19	PAYMENTS TO UNIVERSITY		
	Affiliation Fee	₹ 2,879,255	₹ 3,101,700
	Students Affiliation Fee		
	University Development Fee		
	Service Fee		
	Cultural Fee		
	Counselling Fee		
	Inspection Fee		
	IUT Fee		
	Computer Course Fee		



	Particulars	GMRIT	
		March 31, 2013	March 31, 2012
	ICGS Fee		
	Matriculation Fee		
	Staff Approval		
	Total	2,879,255	3,101,700
	COMMUNICATION EXPENSES		
	Postage & Telegrams	96,460	99,753
	Internet Expenses	2,093,874	2,141,264
	Telephone Charges	212,958	177,814
	Total	2,403,392	2,418,831
	TRAVELLING & CONVEYANCE		
	Conveyance Charges	7,340	18,480
	Travelling Expenses	873,877	847,245
	Total	881,217	865,735
	SUIDHA & CREMATORIUM MAINTENANCE		
	SUIDHA MAINTENANCE		
	CREMATORIUM GROUND		
	Total	-	-
	OTHER ADMINISTRATIVE EXPENSES		
	EXAMINATION EXPENSES	188,028	
	OFFICE EXPENSES	34,298	15,341
	POOJA EXPENSES	20,976	26,698
	BUS HIRE CHARGES	2,239,703	1,544,759
	BOARD MEETING EXPENSES	23,310	22,188
	MANAGERIAL REMUNERATION (SITTING FEE)	5,000	
	TEACHING & NON-TEACHING TRAINING EXPENSES	300,919	841,417
	MEETINGS & SEMINARS	946,140	278,036
	WRITTEN BACK CREDIT BALANCE (BADOEBTS)		
	AFFILIATION COMMITTEE EXPENSES		286,540
	TRANSIT HOUSE MAINTENANCE	87,571	74,553
	LEASE RENT	329,732	2,500
	TRANSPORT CHARGES	206,140	186,564
	GIFTS & COMPLIMENTS		7,328
	ISO 9001 EXPENSES	86,341	23,179
	BOOKS & PERIODICALS		
	MISC. EXPENSES	144,988	
	G C Meeting Expenses	852,815	352,617
	GMR FOUNDATION DAY EXPENSES		329,358
	Recruitment Expenses	295,319	323,309
	Bank Charges	27,663	19,377
	RENT		
	LOSS ON SALE OF ASSET		
	SMLDAV PUBLIC SCHOOL RUNNING EXPENSES		
	Total	5,786,943	4,312,762
	Insurance Charges		
	Insurance Charges	251,248	287,128
	Total	251,248	287,128
	PROFESSIONAL FEE & EXPENSES		
	STATUTORY AUDITOR FEE		
	TECHNICAL CONSULTANCY FEE & EXPENSES	124,494	115,753
	MEMBERSHIP FEE		57,764
	CONSULTANCY FEE & EXP	17,000	33,600
	INTERNAL AUDIT FEE & EXP	2,049	3,832
	TAX AUDIT FEE & EXPENSES		
	AUDIT FEE FOR CERTIFICATION	58,688	32,541
	PAY ROLL AUDIT FEE	48,000	
	AUDIT EXPENSES	1,568	12,998
	Total	241,797	256,488
	REPAIRS AND MAINTENANCE		
	GENERATOR	4,091,567	2,899,619
	BUILDINGS	5,084,820	3,351,922
	LAB EQUIP./COMPUTER EQUIPMENT	2,159,307	2,158,053
	HOUSE KEEPING	3,001,862	2,844,308
	ELECTRICAL EQUIP.	1,639,556	1,025,848
	OFFICE EQUIP.	72,428	492,707
	VEHICLES Own	1,898,398	2,293,663
	VEHICLES Others	1,733,774	1,750,585
	FURNITURE & FIXTURES	255,922	184,727
	REPAIRS & MAINTENANCE - AMC	888,288	846,024
	REPAIRS & MAINTENANCE - Others	76,488	
	HORTICULTURE, LANDSCAPING & GARDENING	1,172,659	1,133,960
	Total	22,053,069	18,680,414
	Hospital Maintenance		
	Hospital Maintenance-Laundry		
	Hospital Maintenance-Pest Control		
	Hospital Maintenance-TV&Cable		
	Hospital Maintenance-Others		
	Medical Equipment Maintenance		
	Lab Expenditure		
	Business Promotion Expenses		
	Consumption-Medical Stores		
	Consumption-General Stores		
	Concessions-Hospital		
	Total	-	-
	RATES & TAXES		
	RATES & TAXES	369,112	313,043
	PROFESSIONAL TAX	1,102	1,250
	LICENCE & FEES	31,252	2,450
	Total	401,466	316,743
	Advertisement charges		
	Advertisement charges	497,374	994,559
	Total	497,374	994,559
	Printing & Stationery		
	Printing & Stationery	1,420,419	1,007,621
	Total	1,420,419	1,007,621



Particulars	GHRET	
	March 31, 2013	March 31, 2012
Security Charges		
Security Charges	3,318,280	2,734,426
Total	3,318,280	2,734,426
Training & Placement Expenses		
Training & Placement Expenses	2,474,686	2,368,737
Total	2,474,686	2,368,737
Electrical Charges		
Electrical Charges	4,456,500	4,217,422
Total	4,456,500	4,217,422
Hostel Maintenance		
Hostel Maintenance		
Total		
COMMUNITY SERVICES & DONATIONS		
EDUCATION:-		
EDUCATION SCHOLARSHIPS		
GIFTED CHILDREN		
PRATIBHA LIBRARY & COUNSELLING CENTRE		
PRE SCHOOL CENTRE		
ANGANVADIES		
Bala Badi		
VIDYA JYOTHI SCHEME		
NEW INTENSIVE VILLAGE EDUCATION PROGRAMME		
BALAMITRA		
GOVT SCHOOLS		
TUTION CENTRES		
TENT SCHOOLS		
E-VAN MAINTENANCE		
CA SCHEME		
CMED GIFTED CHILDREN		
Total		
HEALTH CARE & SANITATION		
MEDICAL AID & MISC. DONATIONS		
POGIRI HOSPITAL		
PLANTATION		
MEDICAL CAMPS		
AIDS AWARENESS		
HEALTH AWARENESS		
New Suvdha's		
AMBULANCE MAINTENANCE		
MEDICAL CLINICS		
PREVENTIVE HEALTH CARE PROGRAMME		
BLOOD DONORS FORUM		
AMBULANCE/SANITATION MAINTENANCE		
Total		
EMPOWERMENT		
MEDARA STREET DEV. PROGRAMME		
HARUJANA STREET DEVELOPMENT PROGRAMME		
MADIGA STREET DEVELOPMENT PROGRAMME		
CHAKALI STREET DEVELOPMENT PROGRAMME		
CLEANERS STREET DEVELOPMENT PROGRAMME		
SUGAR CANE VILLAGES DEVELOPMENT		
YADAVA STREET DEVELOPMENT PROGRAMME		
YETA STREET DEVELOPMENT PROGRAMME		
MENTIPETA STREET DEVELOPMENT PROGRAMME		
BARBAR STREET DEVELOPMENT PROGRAMME		
COMMUNITY LEVEL TRAINING FOR SELF EMPLOYMENT		
MARKETING SUPPORT TO DISADVANTAGED GROUPS		
SHGs FEDERATION		
GMR Varalakshmi Centre for Empowerment & ASSISTANCE TO SELF HELP GROUPS		
VOCATIONAL TRAINING THROUGH GIRED		
VOCATIONAL TRAINING THROUGH JARJANGI		
VOCATIONAL TRAINING THROUGH NIRED		
Total		
OTHER DONATIONS & COMMUNITY DEVELOPMENT PROGRAMME		
DONATIONS & CHARITIES - OTHERS	900,500	136,585
FAMILY SUSTANANCE ALLOWANCE		
CHAIRMAN DESCRIPTION		
SANKRANTHI CHARITIES		
RAJAH MUNICIPALITY AND OTHER NEW INITIATIVES		
OUTER ROAD		
RO PLANT		
Community Development Expenses		
Community Libraries, Adult Learning Etc		
Other Community Development programme		
FLOOD RELIEF - KARNATAKA		
GCH SOCIAL PROJECTS		
SUPPORT TO OTHER VOLUNTARY ORGANISATION		
Total	900,500	136,585
Grand Total	900,500	136,585
Loss on Sale of Quoted Shares		
Loss on Sale of Quoted Shares		
Total		

2012

